

IBioIC Impacts

Key figures from 2014 - 2021

Key figures 2014 - 2021



£19.5M

Invested in IB activities including facilities, access to equipment, network building and educational programmes



£6.4M

Invested in innovative projects



£28.5M

Total leveraged across the Centre's project driven activity



- Current members
- former members
- non members

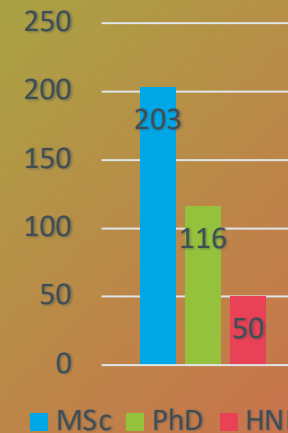
207

Companies supported in their innovation journey



121

Innovative collaborations bringing industry and academia together



369

students welcomed to IBioIC training programmes



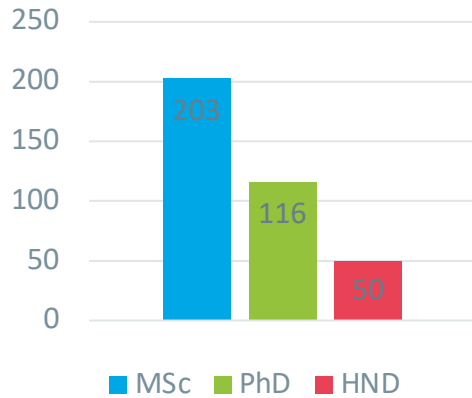
Support 2014 - 2021



369


Students welcomed through our industry leading training Programmes*

* since the courses began (PhD 2014, MSc 2016 and HND 2019)



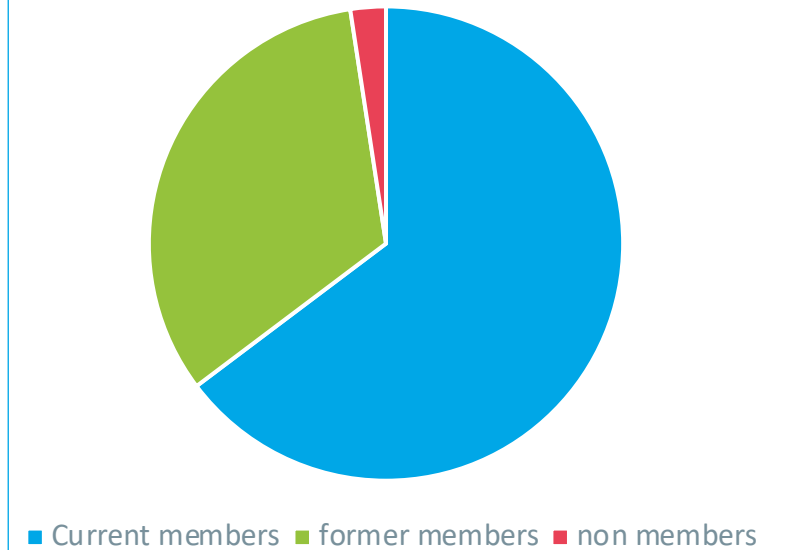
121

Innovative collaborations bringing industry and academia together



207

Companies supported in their innovation journeys





Investment and leverage 2014 - 2021




£19.5M

Invested in IB activities including facilities, access to equipment, network building and educational programmes



£6.4M

Total investment in innovative collaborations bringing industry and academia together



£28.5M

Total leveraged across the Centre's project driven activity

